




acoustica[®]
the quiet Australian

BARRIER

Vybar[®]

marine soundproofing



acoustica.com.au

Vybar®

marine soundproofing

VyBar® is a rigid marine noise barrier and vibration damping sheet specifically engineered to combat the challenging combined effects of vibrations, sound transmission and reverberation from marine engines and boat hulls.

VyBar® Marine has a unique material construction which unlike many other insulation materials results in high sound absorption coupled with resilience and compression loading capability.

VyBar® effectively treats the often combined phenomena of vibrations, sound transmission and sound reverberation encountered with most noise problems.

Contrary to foam based acoustic marine products that become powdery and breakdown over time, Vybar is not effected by hydrolysis and will not degrade.

VyBar® is designed to line partition walls and bulkheads in marine vessels.





Key benefits

- Fire Rated to international standard
- Long lasting
- 10 year guarantee
- Easy to handle, cut and install
- Available in two thicknesses
- Unaffected by vibration, oil, water and hydrolysis
- Easy cutting with any sharp blade
- Made in Australia

Construction

VyBar® Marine is manufactured from a double needle punched 100% polyester fibres layer faced on one side with a visco-elastic acoustic barrier and an aluminium foil on the opposite face.

Standard Sheet dimensions:

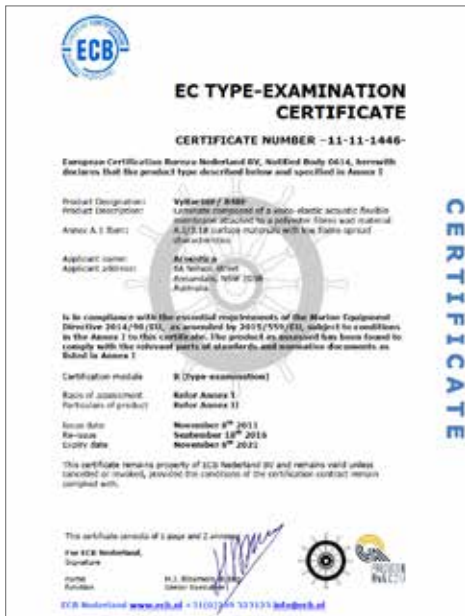
VyBar® 48F = 1200x1200x10mm

VyBar® 848F = 1200x1200x20mm

Please contact Acoustica to discuss your specific requirements.

Certification

VyBar® Marine has been tested by the CSIRO and certified that it meets the requirements for low flame spread of a bulkhead, wall and ceiling lining in accordance with IMO Resolution A.653 (16) as amended by resolution MSC 61 (67) as specified by the International Convention for the Safety of Life at Sea, 1974.



Applications

- Auxiliary engine enclosures
- Line partition walls and bulkheads

Sound Transmission Loss

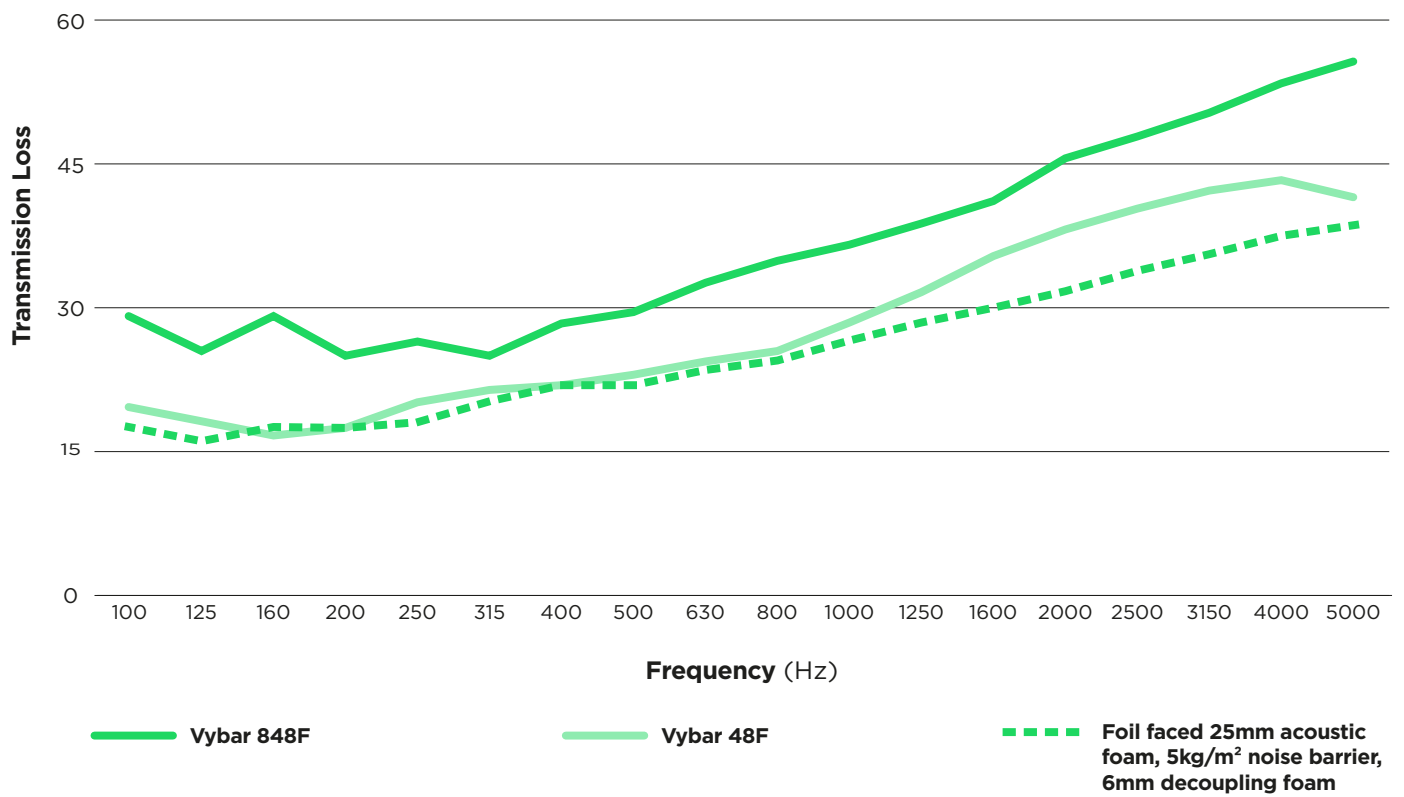
Frequency (Hz)	Sound Transmission Loss (dB)	
1/3 Octave	VyBar® 48F	VyBar® 848F
100	19.2	28.4
125	17.6	25
160	17.6	28.8
200	17.6	24.7
250	17.6	26.1
315	17.6	24.6
400	17.6	28.3
500	17.6	29.5
630	24.2	32.5
800	25.4	34.7
1000	28.2	36.2
1250	31.2	38.6
1600	35.3	41
2000	38.1	45.3
2500	40.2	47.7
3150	41.9	50.2
4000	43.3	53.3
5000	41.5	55.8
Rw	28	35
Ctr	-3	-3
Rw + Ctr	25	32

EC TYPE-EXAMINATION CERTIFICATE & Wheel Logo

VyBar® is in compliance with the essential requirements of the Marine Equipment Directive 2014/90/EU, as amended by 2015/559/EU.



*Image by Allan Tongs Boatbuilders, New Zealand



Recommended Installation

For optimum benefit VyBar® Marine must be properly & carefully installed.

Where airflow is required expert advice should be sought from our engineer, as acoustic baffles may be required.

Cutting

VyBar® Marine are easy to cut to size and install.

Measure the area to be treated carefully & apply the measurements to the VyBar® Marine with a black felt tip marker.

It is advisable to increase the measured area by 1-2 mm all around for a tight fit, even when cutting from a pattern.

Pinning, Glueing & Taping

If the vessel is being insulated against both sound & fire, welded metal or bimetal pins are recommended.

If the vessel is only being insulated against sound, adhesive PVC pins are acceptable.

Pins should be installed starting 200mm max from material edges in a 300x300 grid pattern.

If there is a space between the VyBar® Marine and the surface it is being adhered to, a backing washer should be installed on the pin prior to installing the material. This will ensure a secure fixing.

All edges & joints should be taped with a reinforced aluminium foil tape.

If the product is being laminated with other materials a fire resistant glue is recommended.



Acoustica Pty Limited
25 Plasser Crescent
Nth St Marys NSW 2760
Australia

+61 2 9550 2900

acoustica.com.au